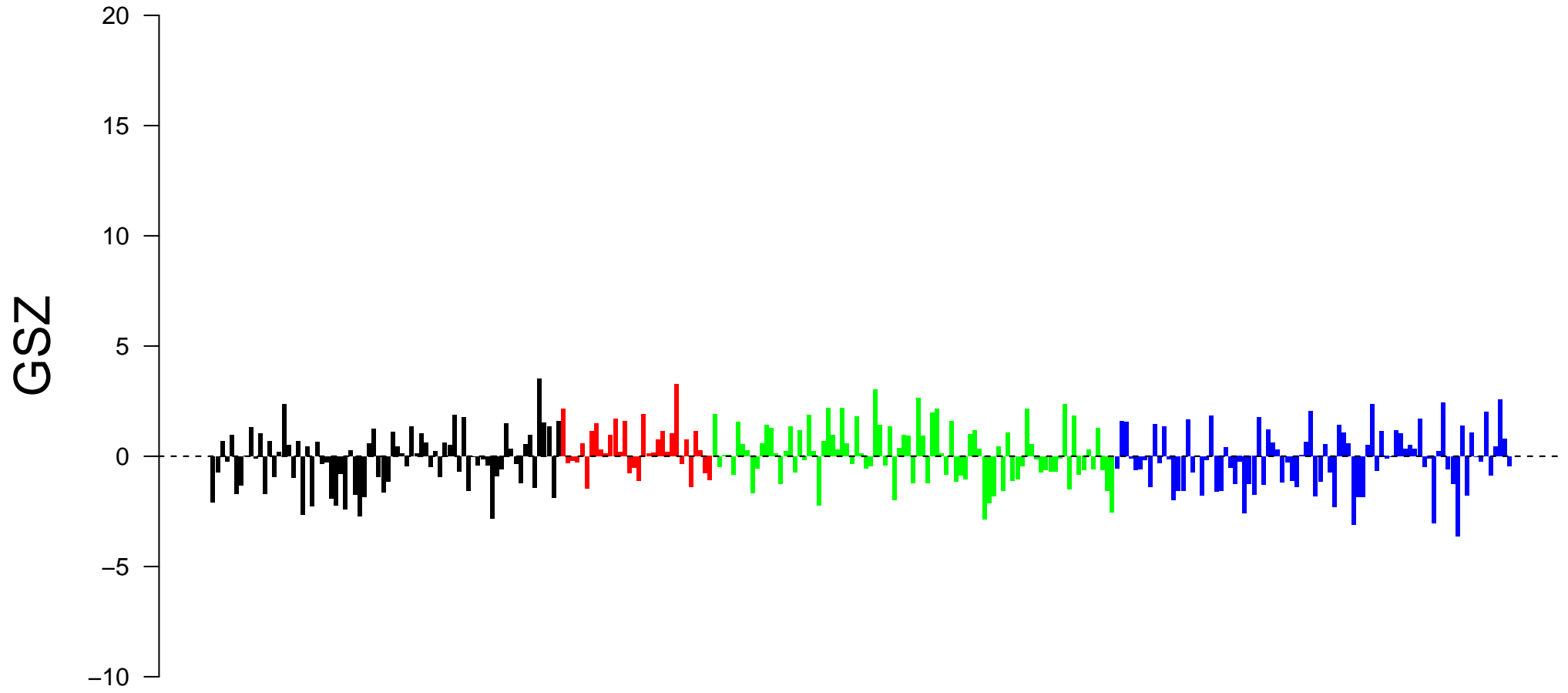
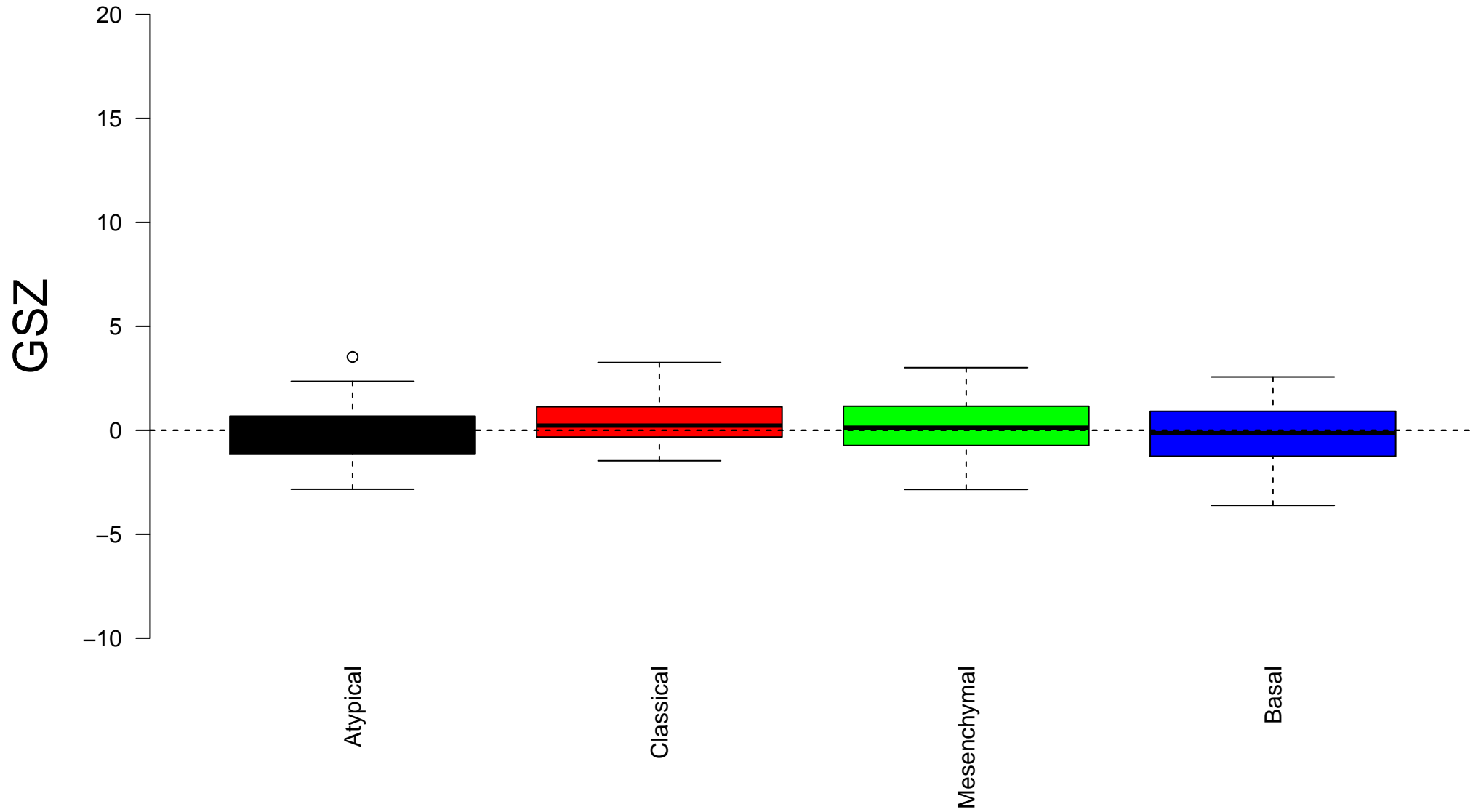


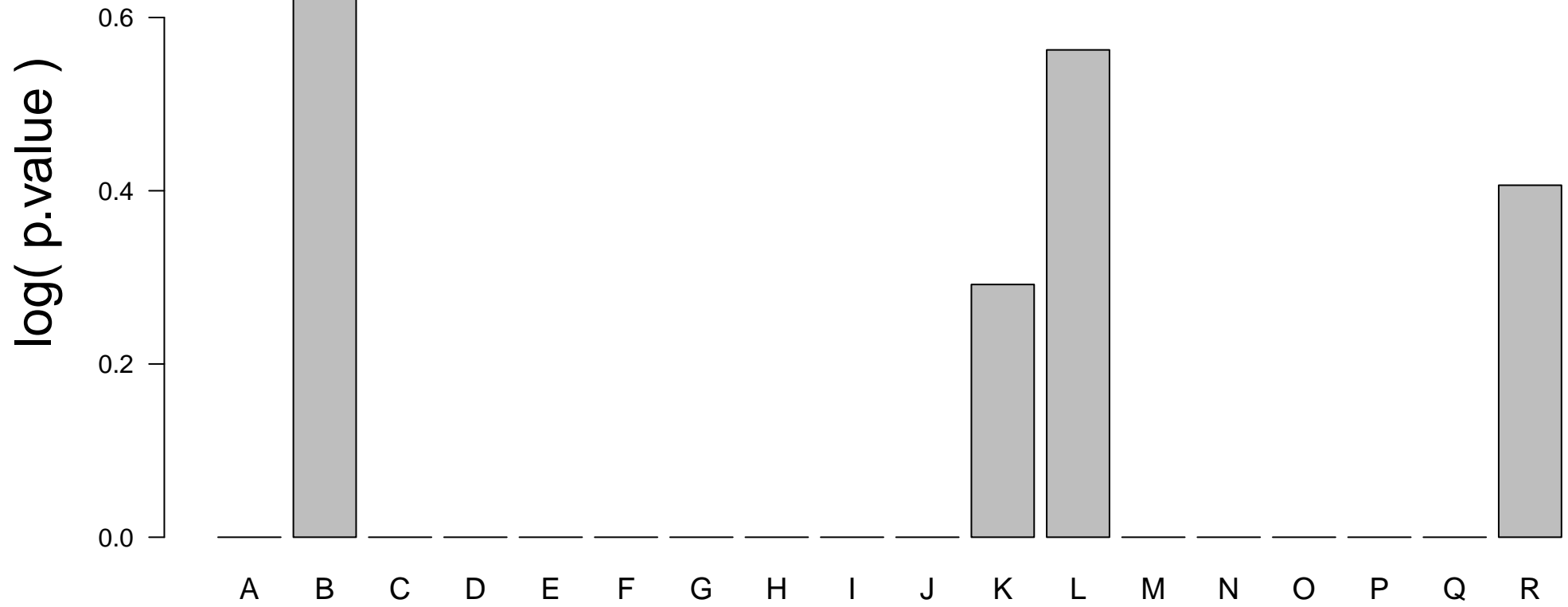
ASTON\_MAJOR\_DEPRESSIVE\_DISORDER\_UP




# ASTON\_MAJOR\_DEPRESSIVE\_DISORDER\_UP



Enrichment in spots: ASTON\_MAJOR\_DEPRESSIVE\_DISORDER\_UP



# Expression of ASTON\_MAJOR\_DEPRESSIVE\_DISORDER\_UP in Spot A




# Expression of ASTON\_MAJOR\_DEPRESSIVE\_DISORDER\_UP in Spot B

$\Delta e$


2.0  
1.5  
1.0  
0.5  
0.0  
-0.5  
-1.0




# Expression of ASTON\_MAJOR\_DEPRESSIVE\_DISORDER\_UP in Spot C



# Expression of ASTON\_MAJOR\_DEPRESSIVE\_DISORDER\_UP in Spot D




# Expression of ASTON\_MAJOR\_DEPRESSIVE\_DISORDER\_UP in Spot E







# Expression of ASTON\_MAJOR\_DEPRESSIVE\_DISORDER\_UP in Spot F




# Expression of ASTON\_MAJOR\_DEPRESSIVE\_DISORDER\_UP in Spot G




# Expression of ASTON\_MAJOR\_DEPRESSIVE\_DISORDER\_UP in Spot H



# Expression of ASTON\_MAJOR\_DEPRESSIVE\_DISORDER\_UP in Spot I



# Expression of ASTON\_MAJOR\_DEPRESSIVE\_DISORDER\_UP in Spot J



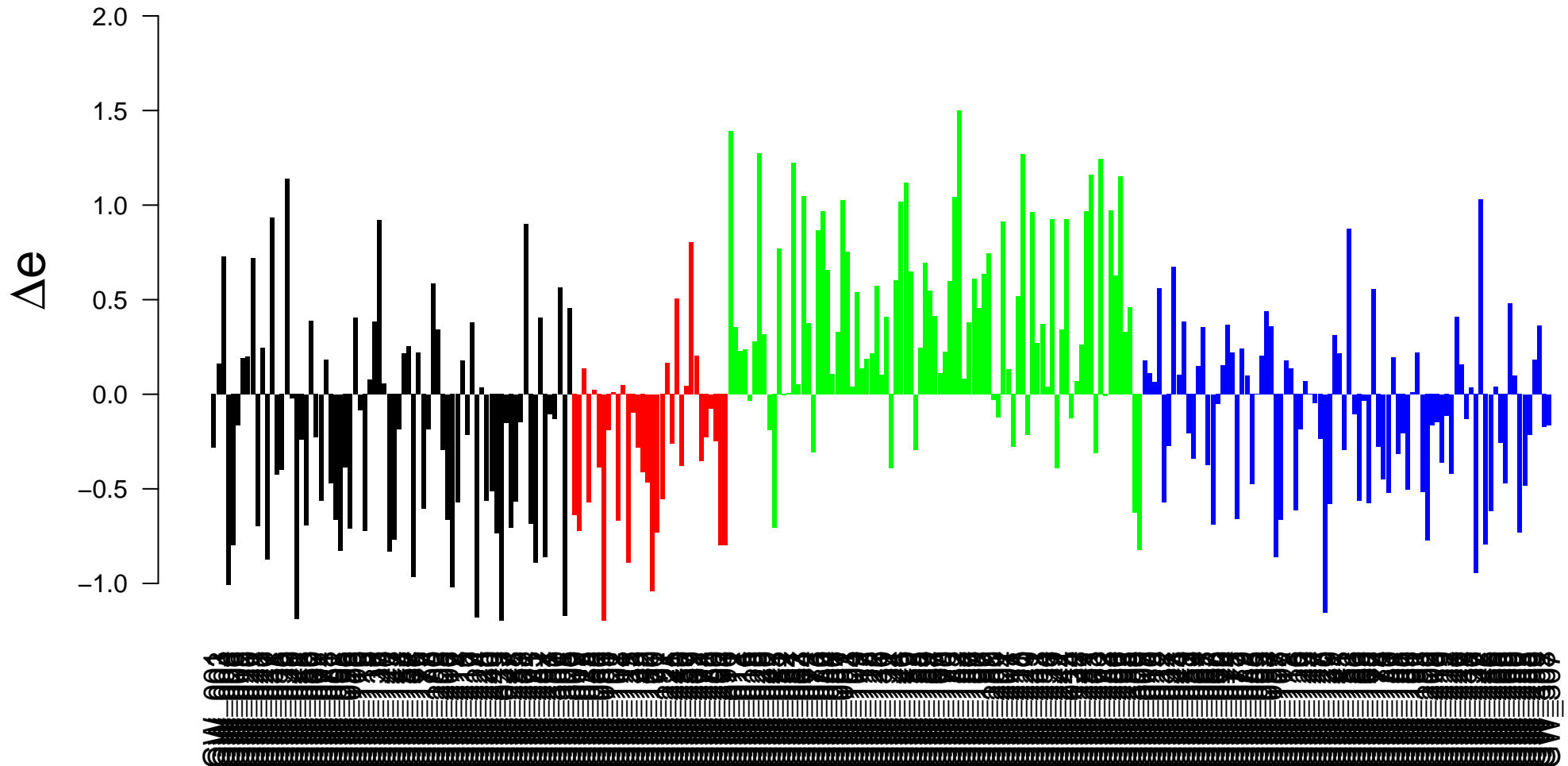
# Expression of ASTON\_MAJOR\_DEPRESSIVE\_DISORDER\_UP in Spot K

$\Delta e$


2.0  
1.5  
1.0  
0.5  
0.0  
-0.5  
-1.0



# Expression of ASTON\_MAJOR\_DEPRESSIVE\_DISORDER\_UP in Spot L




# Expression of ASTON\_MAJOR\_DEPRESSIVE\_DISORDER\_UP in Spot M







# Expression of ASTON\_MAJOR\_DEPRESSIVE\_DISORDER\_UP in Spot N




# Expression of ASTON\_MAJOR\_DEPRESSIVE\_DISORDER\_UP in Spot O



# Expression of ASTON\_MAJOR\_DEPRESSIVE\_DISORDER\_UP in Spot P



# Expression of ASTON\_MAJOR\_DEPRESSIVE\_DISORDER\_UP in Spot Q



# Expression of ASTON\_MAJOR\_DEPRESSIVE\_DISORDER\_UP in Spot R

$\Delta e$

2.0  
1.5  
1.0  
0.5  
0.0  
-0.5  
-1.0

